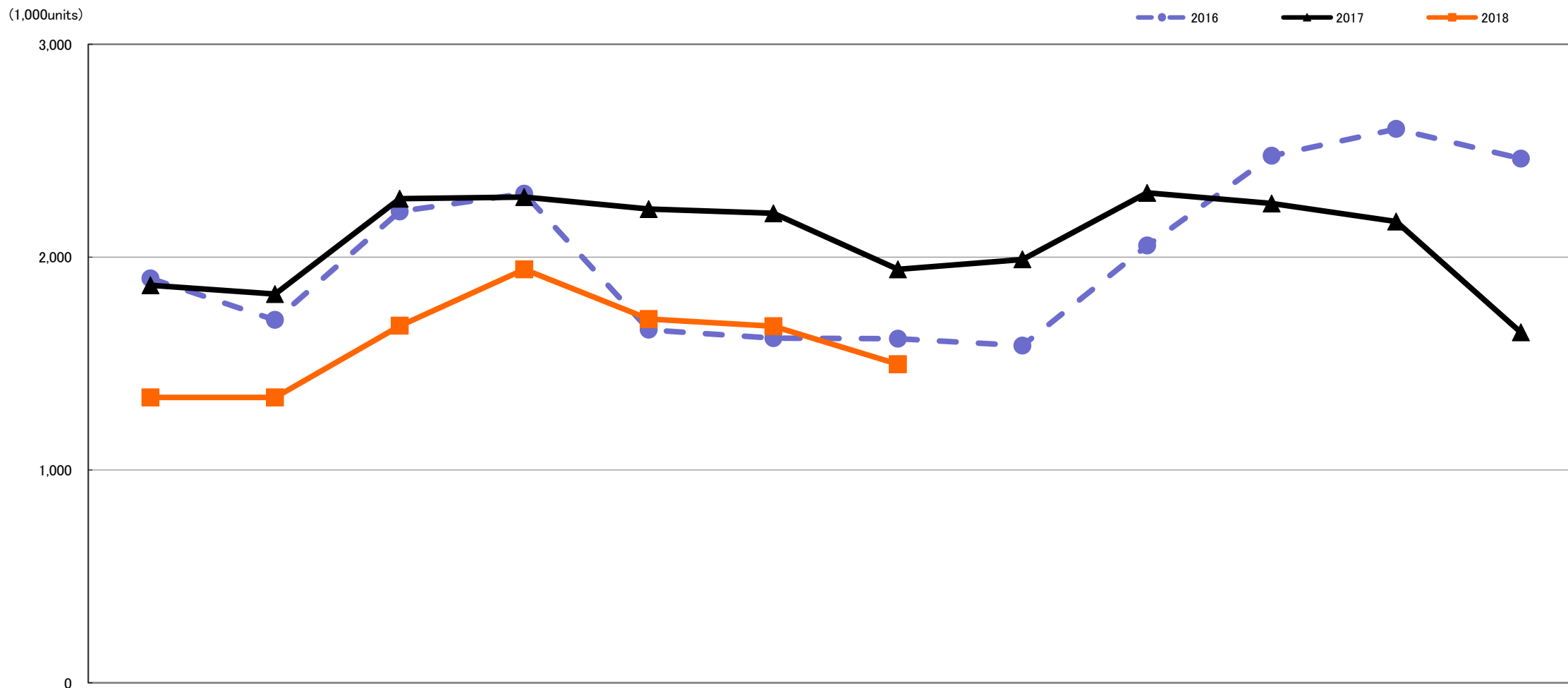


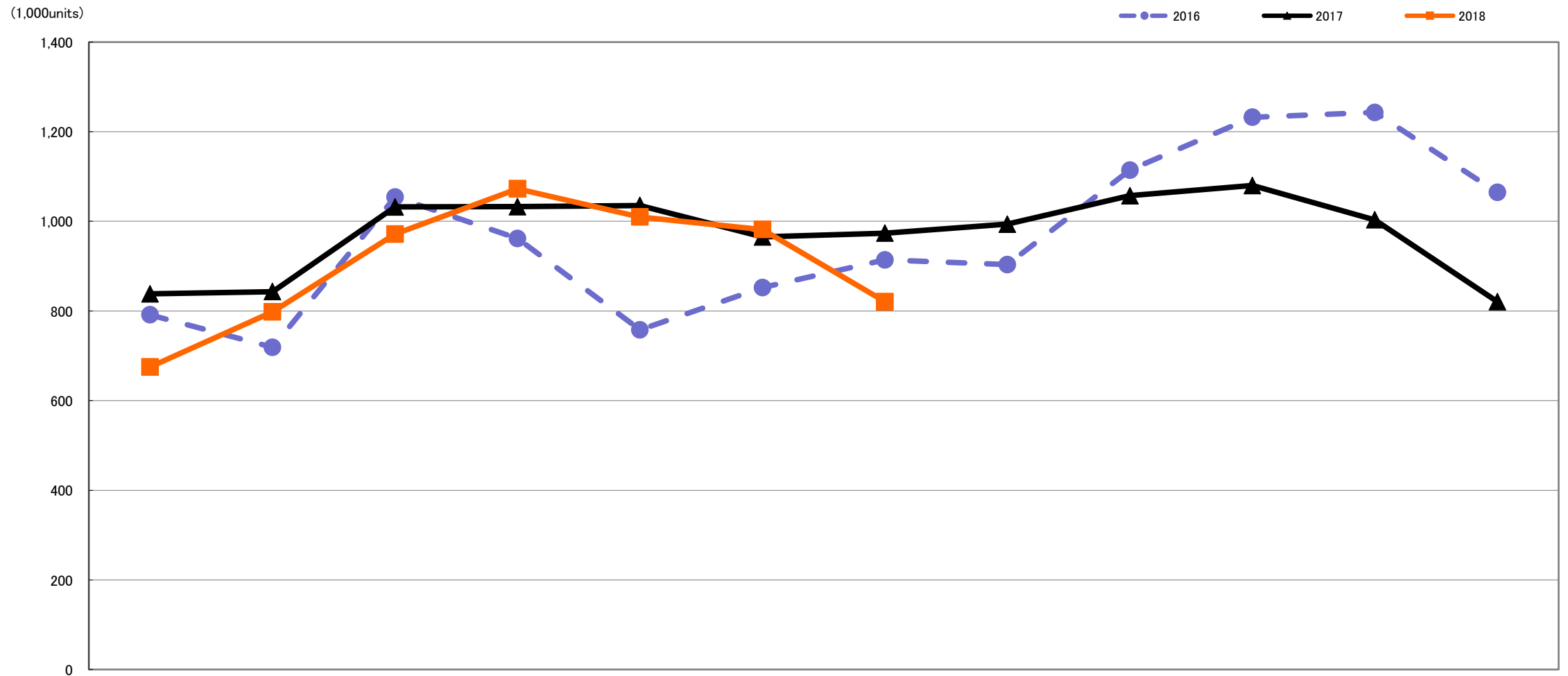
Quantity of Total Shipment of DSC [Worldwide] Comparison of 2016, 2017 and 2018 :Jan.-Jul.



| | Jan. | Feb. | Mar. | Apr. | May. | Jun. | Jul. | Aug. | Sep. | Oct. | Nov. | Dec. |
|------|-----------|-----------|-----------|-----------|-----------|-----------|-----------|-----------|-----------|-----------|-----------|-----------|
| 2018 | 1,340,492 | 1,340,995 | 1,677,150 | 1,942,182 | 1,708,671 | 1,675,096 | 1,496,604 | | | | | |
| | 71.8% | 73.4% | 73.8% | 85.1% | 76.8% | 75.9% | 77.1% | | | | | |
| 2017 | 1,867,875 | 1,825,764 | 2,273,892 | 2,281,635 | 2,225,535 | 2,205,758 | 1,942,192 | 1,988,945 | 2,301,700 | 2,251,484 | 2,166,788 | 1,646,918 |
| | 98.3% | 107.1% | 102.7% | 99.3% | 134.2% | 136.2% | 120.1% | 125.6% | 112.1% | 90.9% | 83.3% | 66.9% |
| 2016 | 1,900,087 | 1,704,581 | 2,214,668 | 2,297,688 | 1,658,353 | 1,619,311 | 1,616,828 | 1,584,177 | 2,054,037 | 2,475,607 | 2,601,792 | 2,462,741 |

Quantity of Total Shipment of Interchangeable Lens DSC [Worldwide]

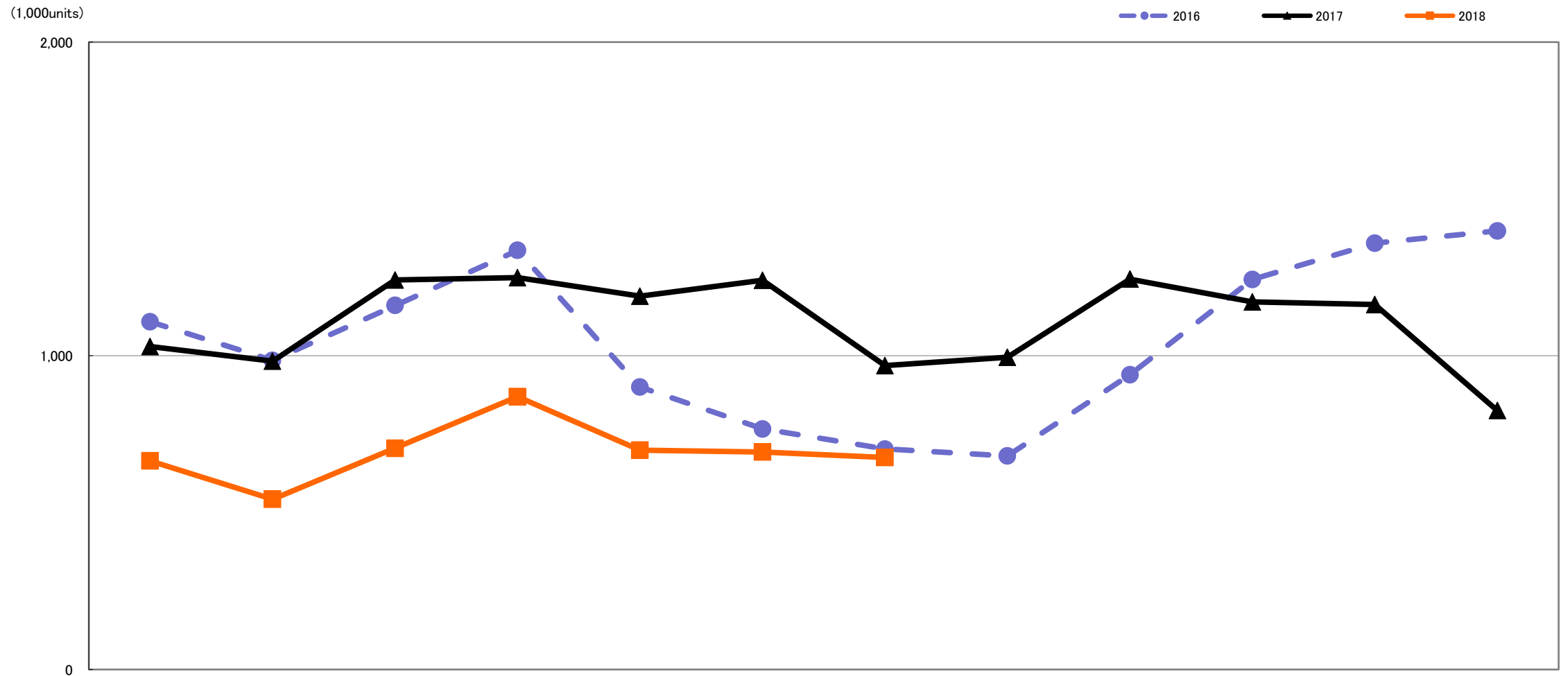
Comparison of 2016 , 2017 and 2018 :Jan.-Jul.



| | Jan. | Feb. | Mar. | Apr. | May. | Jun. | Jul. | Aug. | Sep. | Oct. | Nov. | Dec. |
|------|---------|---------|-----------|-----------|-----------|---------|---------|---------|-----------|-----------|-----------|-----------|
| 2018 | 675,355 | 798,014 | 971,714 | 1,072,669 | 1,009,777 | 981,843 | 820,893 | | | | | |
| | 80.6% | 94.6% | 94.1% | 103.9% | 97.5% | 101.7% | 84.3% | | | | | |
| 2017 | 838,086 | 843,217 | 1,032,357 | 1,032,691 | 1,035,389 | 965,298 | 973,651 | 993,606 | 1,057,145 | 1,080,030 | 1,003,265 | 820,954 |
| | 105.9% | 117.3% | 97.9% | 107.4% | 136.6% | 113.3% | 106.5% | 110.0% | 94.9% | 87.7% | 80.7% | 77.1% |
| 2016 | 791,416 | 719,146 | 1,054,147 | 961,630 | 758,043 | 852,311 | 913,822 | 903,456 | 1,114,114 | 1,232,055 | 1,243,100 | 1,064,538 |

Quantity of Total Shipment of Built-in Lens DSC [Worldwide]

Comparison of 2016 , 2017 and 2018 : Jan.-Jul.



| | Jan. | Feb. | Mar. | Apr. | May. | Jun. | Jul. | Aug. | Sep. | Oct. | Nov. | Dec. |
|------|-----------|---------|-----------|-----------|-----------|-----------|---------|---------|-----------|-----------|-----------|-----------|
| 2018 | 665,137 | 542,981 | 705,436 | 869,513 | 698,894 | 693,253 | 675,711 | | | | | |
| | 64.6% | 55.3% | 56.8% | 69.6% | 58.7% | 55.9% | 69.8% | | | | | |
| 2017 | 1,029,789 | 982,547 | 1,241,535 | 1,248,944 | 1,190,146 | 1,240,460 | 968,541 | 995,339 | 1,244,555 | 1,171,454 | 1,163,523 | 825,964 |
| | 92.9% | 99.7% | 107.0% | 93.5% | 132.2% | 161.7% | 137.8% | 146.2% | 132.4% | 94.2% | 85.6% | 59.1% |
| 2016 | 1,108,671 | 985,435 | 1,160,521 | 1,336,058 | 900,310 | 767,000 | 703,006 | 680,721 | 939,923 | 1,243,552 | 1,358,692 | 1,398,203 |